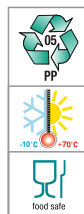
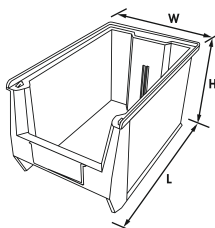


- **MADE FROM POLYPROPYLENE COPOLYMER.**
- Provision for vertical partitions to increase storage options in Bull Bin 25, Bull Bin 35 & Bull Bin 45.
- Full length rear lip supports provided for hanging bins on louvered panels or rails. (Except for Bull Bin 55)
- Resistant to most industrial solvents.
- Anti skid strips provided at the base.
- Bins are designed to stack one on top of each other.
- Extra wide stacking base for secure stacking.
- Tapered front & rear bottom for easy movement on conveyers.
- Stopper prevents stacked bins from shifting forward.
- Extra wide label slot for easy content identification.



Art No	: BIN 5
Outside Dimensions in mm	: 168 (L) x 102 (W) x 74 (H)
Inside Dimensions in mm	: 145 (L) x 86 (W) x 66 (H)
Effective Height in mm	: 38
Standard Packing	: 60 pcs. per ctn.
Volume Per Box CBM	: 0.0801
Slots for Partition	: NA
Colour	: Red / Blue



Art No	: BIN 15
Outside Dimensions in mm	: 201 (L) x 125 (W) x 101 (H)
Inside Dimensions in mm	: 178 (L) x 105 (W) x 92 (H)
Effective Height in mm	: 48
Standard Packing	: 40 pcs. per ctn.
Volume Per Box CBM	: 0.1056
Slots for Partition	: NA
Colour	: Red / Blue



Art No	: BIN 25
Outside Dimensions in mm	: 229 (L) x 150 (W) x 126 (H)
Inside Dimensions in mm	: 192 (L) x 128 (W) x 114 (H)
Effective Height in mm	: 58
Standard Packing	: 50 pcs. per ctn.
Volume Per Box CBM	: 0.2129
Slots for Partition	: 1 Slot for Vertical Partition.
Colour	: Red / Blue

All dimensions in mm approx.



Art No : **BIN 35**
 Outside Dimensions in mm : 300 (L) x 208 (W) x 158 (H)
 Inside Dimensions in mm : 255 (L) x 185 (W) x 145 (H)
 Effective Height in mm : 80
 Standard Packing : 20 pcs. per ctn..
 Volume Per Box CBM : 0.2087
 Slots for Partition : 1 Slot for Vertical Partition.
 Colour : Red / Blue



Art No : **BIN 45**
 Outside Dimensions in mm : 348 (L) x 210 (W) x 200 (H)
 Inside Dimensions in mm : 305 (L) x 187 (W) x 185 (H)
 Effective Height in mm : 110
 Standard Packing : 10 pcs. per ctn..
 Volume Per Box CBM : 0.1539
 Slots for Partition : 1 Slot for Vertical Partition.
 Colour : Red / Blue



Art No : **BIN 55**
 Outside Dimensions in mm : 510 (L) x 310 (W) x 200 (H)
 Inside Dimensions in mm : 480 (L) x 280 (W) x 195 (H)
 Effective Height in mm : 85
 Standard Packing : 8 pcs. per ctn..
 Volume Per Box CBM : 0.2677
 Slots for Partition : NA
 Colour : Red / Blue

All dimensions in mm approx.

BULL BIN PARTITIONS

Other useful plastic accessories to match the Bull Bins range include Bin partitions.



Bull Bin 25 with 1 No of
VP BULL BIN 25
 Standard Packing :
 10 pcs. per ctn.



Bull Bin 35 with 1 No of
VP BULL BIN 35
 Standard Packing :
 10 pcs. per ctn.



Bull Bin 45 with 1 No of
VP BULL BIN 45
 Standard Packing :
 10 pcs. per ctn.

LOUVRE PANELS

Are manufactured from 1.5mm CRCA steel and powder coated in Light Grey RAL 7035 colour. BULL BINS can be mounted with ease in variable combinations as listed below :

Maximum No of bins per Louvre Panel				
Art No	LP 1	LP 2	LP 3	LP 6
SIZE	457 x 457	457 x 610	457 x 914	457 x 1829
BULL BIN 5	24	36	48	96
BULL BIN 15	12	15	24	48
BULL BIN 25	9	12	18	36
BULL BIN 35	4	6	10	20
BULL BIN 45	4	6	8	16

All dimensions in mm approx.



LP 3 Louvre Panel fitted with Bull Bins.

UNIVERSAL RAIL : AUR-1

Universal Rails are made from 1.5mm (T) CRCA Steel duly powder coated in Light Grey RAL 7035 colour and can be mounted on any surface like walls, benches, slotted angle systems, stands, and trolleys. These rails increase the flexibility of using different sizes of bins with ease and help in optimizing storage space.

Maximum No of Bins per Universal Rail					
ART NO	BULL BIN 5	BULL BIN 15	BULL BIN 25	BULL BIN 35	BULL BIN 45
No. of bins	9	7	6	4	4

The added feature of this rail is that when you use multiple rails one below each other from the second rail onwards the top part of the rails can be used as a support to the lower part of the bin mounted on the above rail and the bottom part of the rail can be used to mount the bin and so on, this helps in using lesser number of rails in the case when bins of height more than 130mm are used.

Art No : AUR -1

Dimension : 915mm (L) x 60mm (H)

Colour : Light Grey RAL 7035.



Bull Bins Mounted On Universal Rail **AUR 1**

LOUVRE PANEL STAND : FSS/C▶

Free standing stands FSS/C are made from M.S. Steel Square Pipes of size 25mm (L) x 25mm (W) x 1.2mm (T) and are duly powder coated in Light Grey RAL 7035 colour. Stands are fitted with ergonomic plastic shoes for proper stability. These stands are used to mount louvre panels - LP 1, LP 2 or LP 3.

Louvres can be mounted on single side or both sides for dual use.

Art No.: FSS/C

Dimension : 457mm (W) X 630mm (D) X 1560mm (H)

Colour : Light Grey RAL 7035.



FSS/C
Fitted with Louvre Panel
LP 3- 2 Nos (1 No on each side).

No of Louvre Panels per stand			
FSSS	LP 1	LP 2	LP 3
SINGLE	2	2	1
DOUBLE	4	4	2



FSS/C
Fitted with Louvre Panel
LP 2- 4 Nos (2 Nos on each side).

◀ LOUVRE PANEL STAND : FSS/LP6

Free standing stands FSS/LP6 are made from M.S. Steel Square pipes of size 25mm (L) x 25mm (W) x 1.2mm (T) and are duly powder coated in Light Grey RAL 7035 colour. Stands are fitted with ergonomic plastic shoes for proper stability. These stands are used to mount louvre panel LP 6 .

Louvres can be mounted on single side or both sides for dual use.

Art No : FSS/LP6

Dimension : 457mm (W) X 905mm (D) X 2160mm (H)

Colour : Light Grey RAL 7035.



FSS/C

Fitted with Louvre Panel
LP 6- 2 Nos (1 No on each side).



SHOP FLOOR TROLLEY : SFT ▶

Alkon Shop Floor Trolleys are made from M.S. Steel Rectangular Steel Pipes of size 20mm (L) x 40mm (W) x 1.2mm (T) and duly powder coated in Light Grey RAL 7035 colour. Trolleys can be used single sided or double sided as per requirement. Ideal for component storage and transfer to assembly or production areas. Unit comprises of base unit with aluminium checkered top plate fitted with castors and a frame on which two louvre panels of size LP 2 can be fitted on each side. Trolley has handles on both sides. It is packed in knock down condition.

SHOP FLOOR TROLLEY - SFT

Fitted with mixed Bull Bins on both the sides.

Art No.: SFT

Dimension : 970mm (W) x 600mm (D) x 1100mm (H)
Colour : Light Grey RAL 7035.

Trolley without Louvre Panels and Bins.

(Order 2 Nos of LP 2 for single side use and 4 Nos of LP 2 for double side use separately).

ALKON TUFF SINGLE SIDED STAND : ATSSS ►


These stands are made from M.S. Steel Rectangular Steel Pipes of size 25mm (L) x 50mm (W) x 1.6mm (T). These stands are used to mount three panels of ATSLP 914 (W) X 610 (H) on single side.

Dimension : 915mm (W) x 550mm (D) x 1925mm (H)

Colour : Light Grey RAL 7035.

Maximum No of Bull Bins mounted on Alkon Tuff Stands & Trolley shown as below :

ART NO.	ALKON TUFF STAND		ALKON TUFF TROLLEY	
	Single Sided	Double Sided	Single Sided	Double Sided
BULL BIN 5	144	288	99	198
BULL BIN 15	112	224	77	154
BULL BIN 25	72	144	48	96
BULL BIN 35	40	80	28	56
BULL BIN 45	32	64	24	48



ATSSS Stand

Fitted with Bull Bin 25 on both the sides.



ATSSS Stand

Fitted with Bull Bin 35 on single side.

◀ ALKON TUFF DOUBLE SIDED STAND : ATDSS

These stands are made from M.S. Steel Rectangular Pipes of size 25mm (L)x 50mm (W) x 1.6mm (T)

These stands are used to mount three panels of ATSLP 914 X 610 on each side.

Dimension : 915mm (W) x 700mm (D) x 1925mm (H)

Colour : Light Grey RAL 7035.



ATTB TROLLEY

Fitted with mixed Bull Bins on both the sides.

ALKON TUFF TROLLEY : ATTB ►

Alkon Tuff Trolleys are made from M.S. Steel Rectangular Pipes of size 25mm (L)x 50mm (W) x 1.6mm (T) duly powder coated in Light Grey RAL 7035 colour. Trolleys save time travelling to item stores in static shelving installations by putting all your small parts storage bins onto the trolley. Trolley can be used single sided or double sided as per requirement. Each trolley comes fitted with ergonomic plastic handles so that the trolley can be comfortably moved. The trolley is fitted with heavy duty swivel castors that offer ease of movement. Two of the castors are braked, which means the trolley can be secured when not in use.

Art No : ATTB

Dimension : 995mm (W) x 700mm (D) x 1430mm (H)

(Considering castor wheel extension width wise inclusive of handle)

Colour : Light Grey RAL 7035.

Trolley without louvre panels and bins.

(Order 2 Nos of ATSLP 914 (W) x 610 (H) for single side use and

4 Nos of ATSLP 914 (W) x 610 (H) for double side use separately).